

2023 ANNUAL REPORT







Table Of Content

 **To Our Stakeholders**

 **Board of Directors**

 **2023 Statistics**

 **Financial Statements**

 **Program Reports**

 **Management Team**

 **Agency Information**



To Our Stakeholders

Our Mission

PRIDE Community Services makes a positive impact on the lives of those in need by bringing together educational, financial, and human resources that support self-sufficiency.





Board of Directors

Low Income Representatives

Amber Blankenship

Patrick Lykens

Regina McNeely

Crystal Rogers

Lisa Sigmon

Private Representatives

Dr. Michael Johnson

Kathleen Mounts
Vice President

Tonya Williamson

Dana Wright

Jeff Vallet
President

Public Official Representatives

Joseph Mendez
Secretary

John Turner
Treasurer

Dwight Williamson

Christopher
Workman



2023 Statistics

1,447 people served *representing* **790** families

538 had one or more sources of income

252 families reported zero income



163 employees throughout 2023

\$ **2,727,432** paid in wages



\$ **446,655** paid in employment benefits

\$ **239,519** paid in taxes



\$ **3,363,822** spent with Regional Vendors

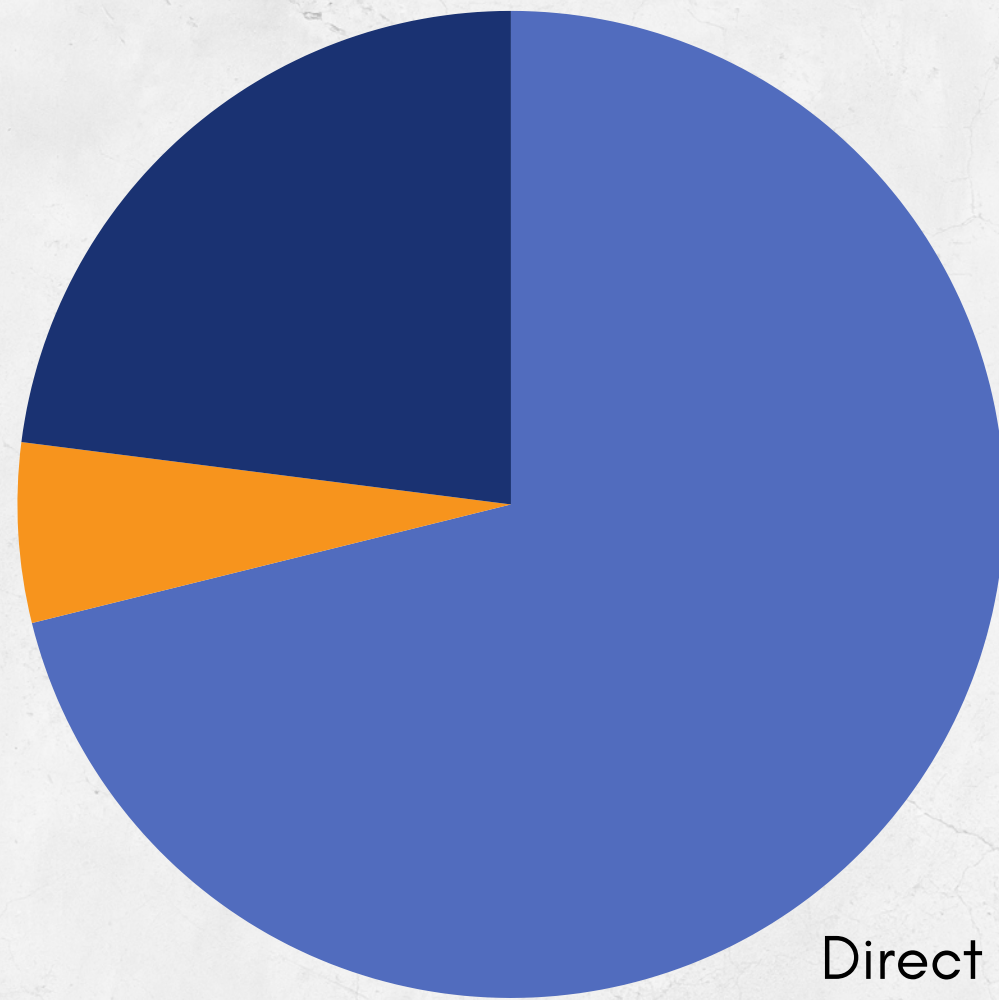
\$ **7,465,143** deposited with local
Financial Institutions

Program Funds

Funding Sources

Private or Other Programs
23%

State or Federal Flow Thru
5.9%



Direct Federally Funded
71.1%



PRIDE COMMUNITY SERVICES, INC.
STATEMENT OF FINANCIAL POSITION
For the Year Ended December 31, 2023
Unaudited

ASSETS

| | |
|---------------------------|----------------------------|
| Cash | 1,111,694.00 |
| Grants Receivable | 615,273.00 |
| Other Receivable | 5,083.00 |
| Prepaid | 25,209.00 |
| Property & Equipment, net | 1,843,760.00 |
| Total Assets | <u>3,601,019.00</u> |

LIABILITIES

| | |
|-------------------------------------|--------------------------|
| Accounts Payable & Accrued Expenses | 38,359.00 |
| Accrued payroll & benefits | 258,279.00 |
| Other Payables | 2,192.00 |
| Deferred revenue | 591,766.00 |
| OPEB liability | 0.00 |
| Total liabilities | <u>890,596.00</u> |

NET ASSETS

| | |
|--------------------------------|----------------------------|
| Current Year | -33,972.00 |
| Prior Year | 2,744,395.00 |
| Total net assets | <u>2,710,423.00</u> |
| Total liabilities & net assets | <u>3,601,019.00</u> |

PRIDE COMMUNITY SERVICES, INC.
STATEMENT OF ACTIVITIES & CHANGES IN NET ASSETS
For the Year Ended December 31, 2023
Unaudited

REVENUE & OTHER SUPPORT

| | |
|--------------------------------|----------------------------|
| Grant Revenue | 6,134,706.00 |
| Program Income | 1,091.00 |
| Service Revenue | 807,940.00 |
| Sliding Fee | 6,297.00 |
| In-Kind | 590,881.00 |
| Other | 372,502.00 |
| Total revenues & other support | <u>7,913,417.00</u> |

EXPENSES

| | |
|-----------------------------------|----------------------------|
| Salaries & wages | 2,727,432.00 |
| Payroll taxes & employee benefits | 686,174.00 |
| Indirect | 628,049.00 |
| Contractual Services | 1,221,745.00 |
| Supplies | 812,087.00 |
| Travel | 4,140.00 |
| Insurance | 156,145.00 |
| Facility expenses | 137,725.00 |
| Vehicles Expense | 127,252.00 |
| Food | 234,359.00 |
| Training & Tuition | 76,109.00 |
| Building Maintenance & Renovation | 214,958.00 |
| Building/Land/Vehicle Purchase | 103,450.00 |
| Veteran & Emergency Services | 86,823.00 |
| In-Kind Services | 590,881.00 |
| Other | 106,088.00 |
| Total expenses | <u>7,913,417.00</u> |

| | |
|----------------------|--------------------|
| Change in net assets | <u>0.00</u> |
|----------------------|--------------------|

| | |
|---------------------------------|--------------|
| NET ASSETS AT BEGINNING OF YEAR | 3,396,513.00 |
|---------------------------------|--------------|

| | |
|---------------------------|--------------|
| NET ASSETS AT END OF YEAR | 3,601,019.00 |
|---------------------------|--------------|

Child & Adult Care Food Program

- 2 Counties Served
- **\$21,372** Funding
- 47 Children Served
- **29,860** Meals Served

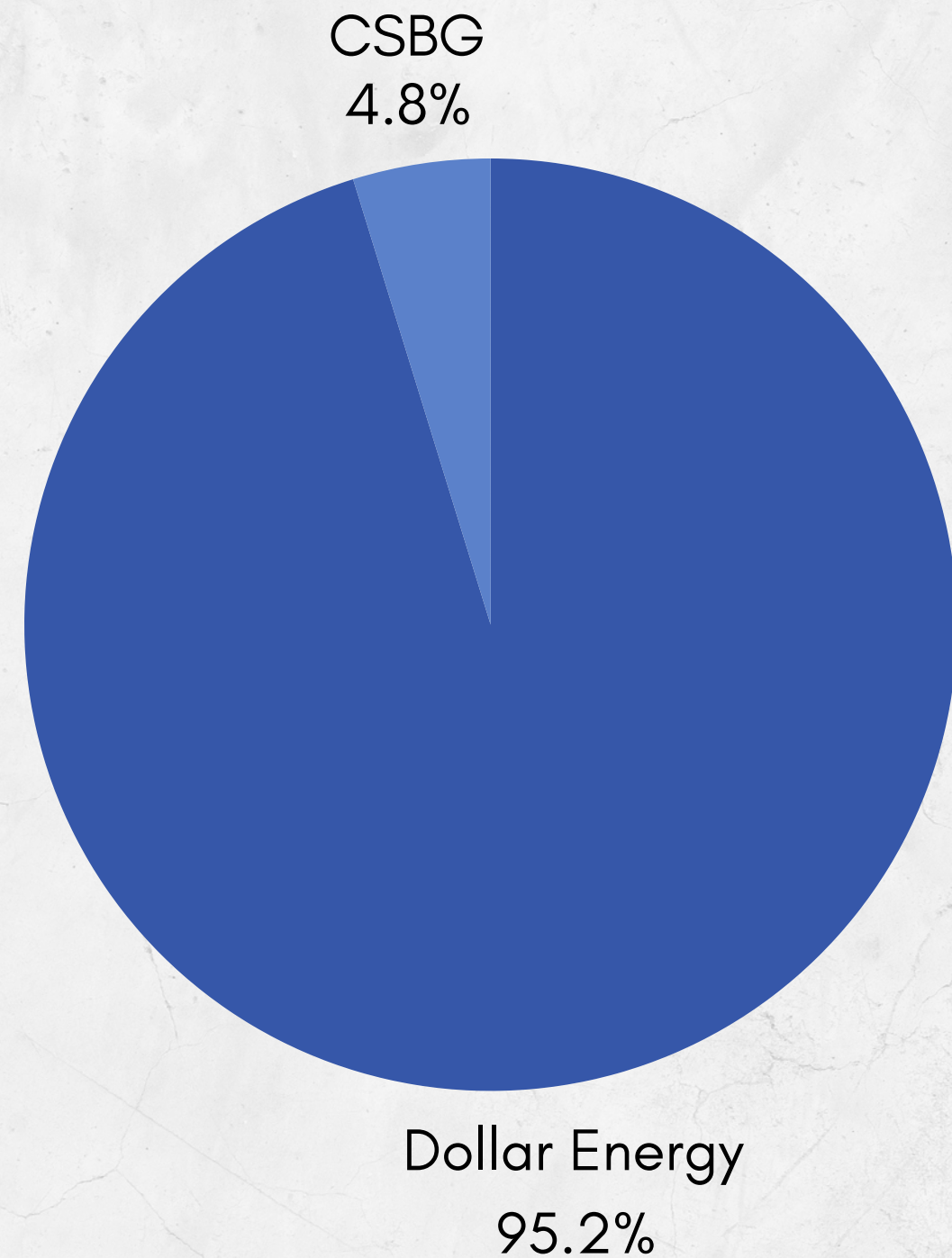
Logan - **11** Providers

Mingo - **0** Providers

*All COVID provisions were ceased on January 31, 2023



Emergency Services



FUNDING

*Counties served: **Logan***

*Intakes Conducted: **477***


*Individuals Served: **439***

*Hours of One-on-One Assistance: **250***

*Avoided Utility Disconnection: **351***

*Avoided Eviction/Rc'd Emergency Shelter: **5***

*Paid in Utility Assistance: **\$93,894.20***



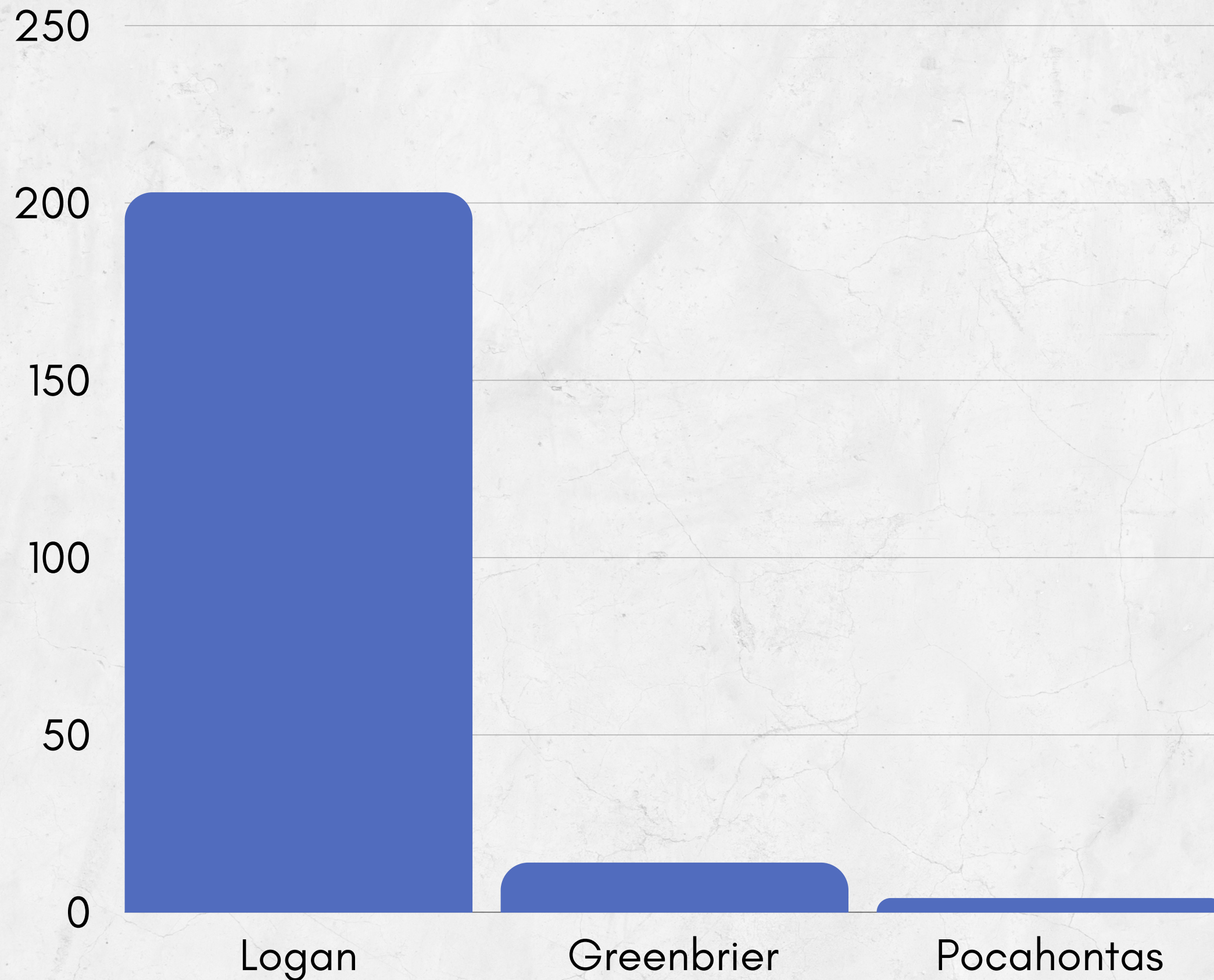
Emergency Repair & Replacement Program

Counties Served:

Logan, Pocahontas, Greenbrier

Total Funding:

\$2,243,000



Head Start

227 Families Served

48 Children enrolled with a diagnosed disability

110 Children transitioned into Kindergarten

214 Received a dental examination

65 Children up-to-date on Early Periodic Screening, Diagnostic and Treatment (EPSDT) at the end of the year

9,122 Meals Served

4,862 Total Transports



Total Funding: \$2,465,580

Federal Funds: \$1,946,024

Non-Federal Match Funds: \$496,116

T&TA Funds: \$26,440



Policy Council

22-23: Patricia Hensley, Chairperson


23-24: Regina McNeely, Chairperson



Age Breakdown

4 Year Olds: 114

3 Year Olds: 118



Head Start Centers: 3

Head Start Classrooms: 9

BOE Classrooms: 12

In-Home Services

\$670,637 Total Funding

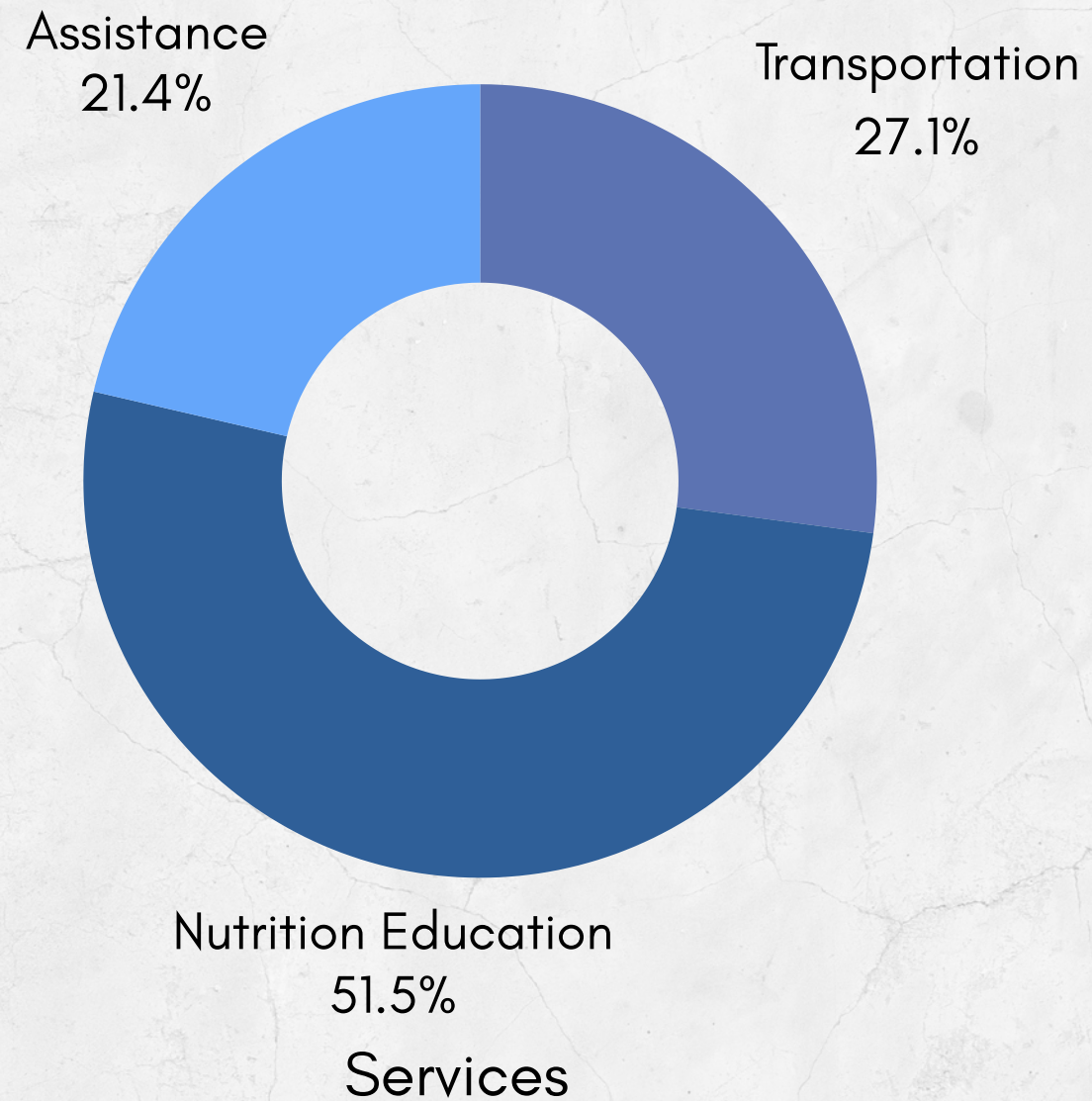
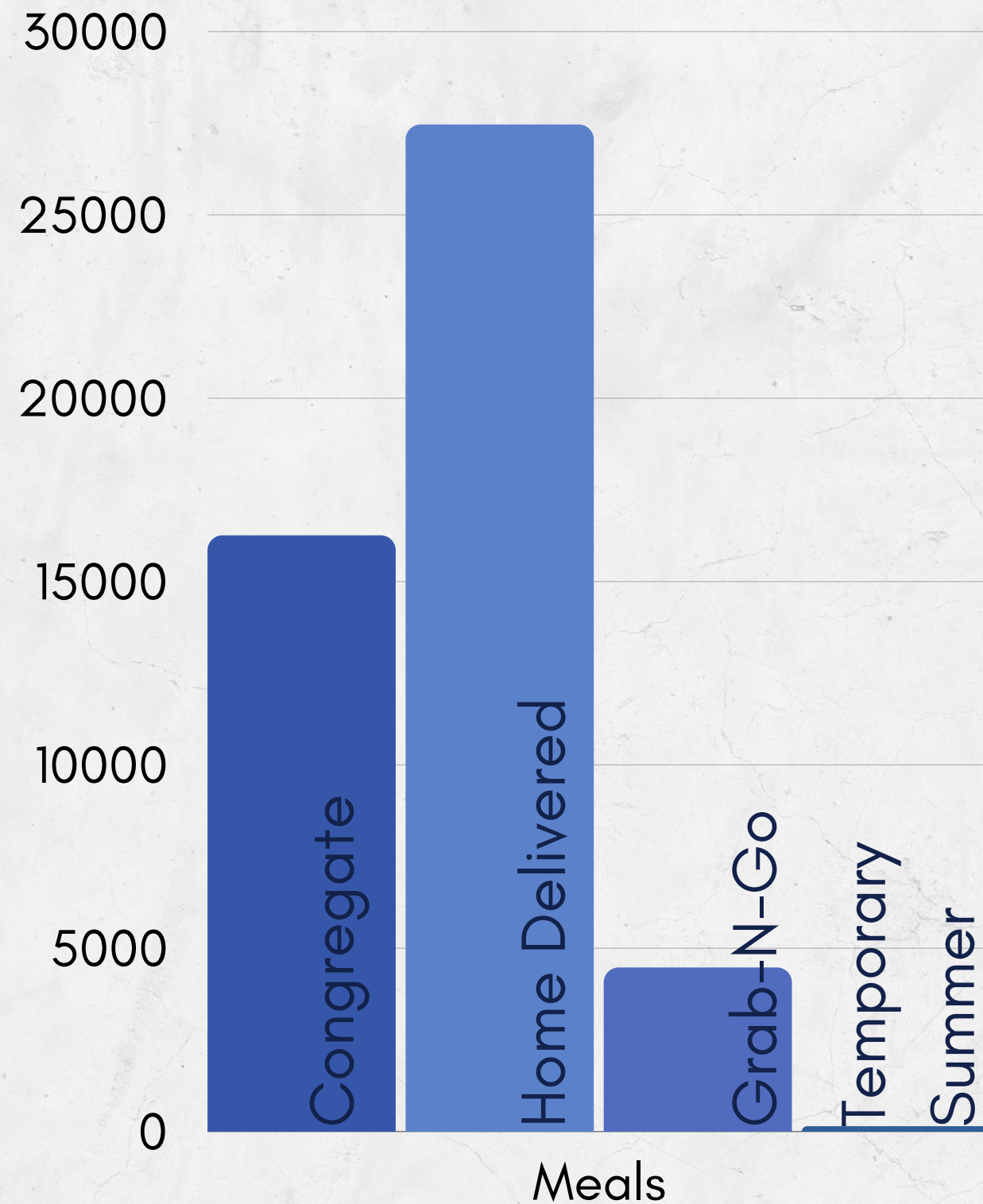
274 Total Clients

9 Counties Served:

*Boone, Clay, Kanawha,
Lincoln, Logan, McDowell,
Mingo, Putnam & Wyoming*

- Lighthouse
 - 25 clients/6,186.25 hours served
- FAIR
 - 3 clients/556.75 hours served
- Title 19 Medicaid Waiver
 - 15 clients/9686.75 hours served
- Medicaid Personal Care
 - 22 clients/10,767.75 hours served
- Case Management
 - 209 clients

Senior Services



- Counties Served:
 - *Logan*
- Total Budget:
 - *\$429,519.00*
- Clients Served - All Programs:
 - *1,333*
- Title III-D Services:
 - *33 clients/116 units*
- Title III-E Services:
 - *1 client/0 hours served*

Supportive Services for Veteran Families

- Counties served:
 - *Boone, Logan, Wyoming*
- Veterans served:
 - **23**
- SSVF Program Funding:
 - **\$131,550**
- SSVF CARES Program Funding:
 - **\$9,503**

- Total Paid in Rental Assistance:
 - **\$59,799.18**
- Total Paid in Utility Assistance:
 - **\$13,640.05**
- Total Spent on Emergency Lodging:
 - **\$26,621.05**
- Total Spent on Housing Supplies:
 - **\$1,862.78**



Weatherization



Counties Served

Logan, McDowell



Total Funding

\$847,133.19 *APCO DSM/DHHR/DOE*
\$118,606 *Home Repair*



Homes Weatherized

44

Total Client Savings
on Energy Bills
\$23,370.82

Average Energy Savings
for Clients
\$5,650.52



Management Team

Lisha Whitt, Chief Executive Officer

Brandi Browning, Community Services Director

Cindy Codispoti, Human Resources Director

Chanda Elkins, Head Start Director

Steve Gilman, Chief Operating Officer

Kathy Stidham, In-Home/Senior Services Director

Deena Toth, Compliance Director

Amy Walsh, Chief Financial Officer



PRIDE COMMUNITY SERVICES, INC.

www.loganpride.com

**699 East Stratton Street
Logan, WV 25601
304-752-6868**

