

The cover features a white background with abstract blue geometric shapes on the left and right sides. The shapes are composed of various shades of blue, from light to dark, creating a modern, layered effect. The text is centered in the white space.

**PRIDE Community
Services, Inc.**
2022 Annual Report

Contents

03. To Our Stakeholders

04. Board of Directors

05. 2022 Statistics

07. Financial Statements

09. Program Reports

18. Management Team

19. Agency Information

To Our Stakeholders

Our Mission:

PRIDE Community Services makes a positive impact on the lives of those in need by bringing together educational, financial, and human resources that support self-sufficiency.



Board of Directors

Low Income Representatives

Amber Blankenship

Patricia Hensley

Patrick Lykens

Lisa Sigmon

Donna Williams

Private Representatives

Doug Bratcher

Dr. Michael Johnson

Kathleen Mounts
Vice President

Tonya Williamson

Jeff Vallet
President

Public Official Representatives

Lois Moses

Joseph Mendez
Secretary

John Turner
Treasurer

Dwight Williamson

Christopher Workman

2022 Statistics

2,794

people served
representing

1,461 families

1,155 families had
one or more
sources of income

*(including employment, SSI,
pension, unemployment, etc.)*

306 families
reported zero
income

108 employees at
end of 2022

105 from WV

2 from KY

1 from NC

\$2,573,507
paid in wages

\$441,688
paid in
employment
benefits

\$222,067

paid in taxes

\$3,082,412

spent with
Regional Vendors

\$7,224,833

deposited with
local Financial
institutions

Program Funds 2022

Funding Sources

Direct Federally Funded

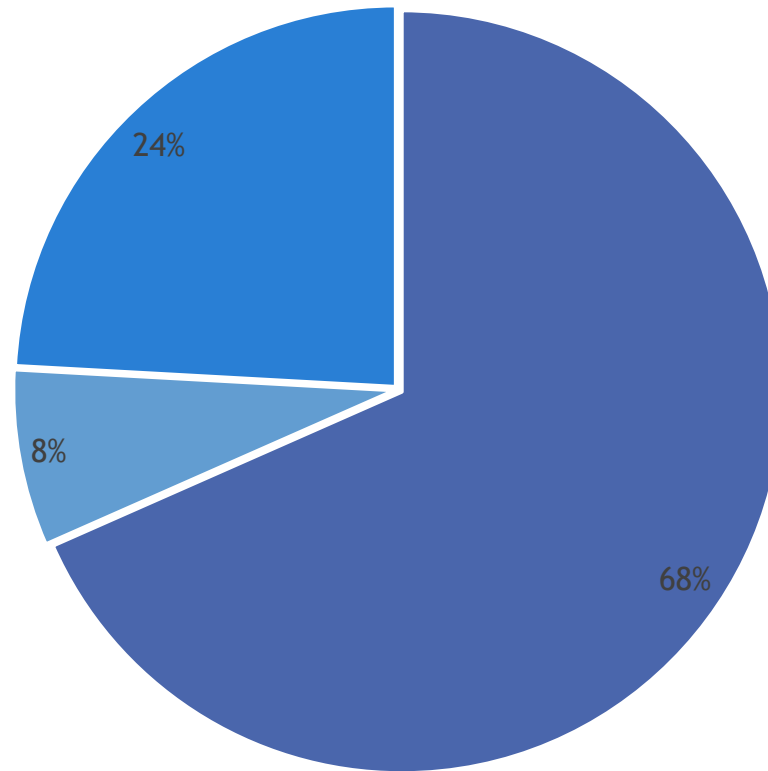
\$5,593,802

State or Federal Flow Thru

\$612,518

Private or Other Programs

\$1,973,373



■ Federal ■ State ■ Other

PRIDE COMMUNITY SERVICES, INC.
STATEMENT OF FINANCIAL POSITION
For the Year Ended December 31, 2022
Unaudited

ASSETS

Cash	1,049,034.00
Grants Receivable	548,326.00
Other Receivable	9,340.00
Prepaid	44,906.00
Property & Equipment, net	1,744,907.00
Total Assets	<u>3,396,513.00</u>

LIABILITIES

Accounts Payable & Accrued Expenses	22,003.00
Accrued payroll & benefits	246,733.00
Other Payables	42,015.00
Deferred revenue	454,638.00
OPEB liability	0.00
Total liabilities	<u>765,389.00</u>

NET ASSETS

Current Year	3,922.00
Prior Year	2,627,202.00
Total net assets	<u>2,631,124.00</u>
Total liabilities & net assets	<u>3,396,513.00</u>

PRIDE COMMUNITY SERVICES, INC.
STATEMENT OF ACTIVITIES & CHANGES IN NET ASSETS
For the Year Ended December 31, 2022
Unaudited

<u>REVENUE & OTHER SUPPORT</u>	
Grant Revenue	6,206,319.00
Program Income	1,571.00
Service Revenue	544,809.00
Sliding Fee	5,922.00
In-Kind	1,297,288.00
Other	123,784.00
Total revenues & other support	<u>8,179,693.00</u>
<u>EXPENSES</u>	
Salaries & wages	2,573,507.00
Payroll taxes & employee benefits	663,755.00
Indirect	603,807.00
Contractual Services	1,076,059.00
Supplies	641,613.00
Travel	2,220.00
Insurance	152,440.00
Facility expenses	139,787.00
Vehicles Expense	102,997.00
Food	223,681.00
Training & Tuition	179,714.00
Building Maintenance & Renovation	50,958.00
Building/Land/Vehicle Purchase	92,759.00
Veteran & Emergency Services	95,203.00
In-Kind Services	1,297,288.00
Other	283,905.00
Total expenses	<u>8,179,693.00</u>
Change in net assets	<u>0.00</u>
NET ASSETS AT BEGINNING OF YEAR	3,344,998.00
NET ASSETS AT END OF YEAR	3,396,513.00

BuildJobs/UniCare

Counties Served:
Boone, Lincoln, Logan,
McDowell, Mingo, Wyoming

Clients Served:
3
Completed On-the-Job Training:
3

Funding:
\$6,671.48

3 Successful Participants
2 Found Employment
2 Partner/Training Agencies



Child and Adult Care Food Program

\$30,234.49 Funding
Including:
\$10,578.49 CARES

\$52,628.51
Paid to Providers

12 Providers/Critical
Care Sites
Logan - 12; Mingo - 0

2 Counties Served

48 Children Served

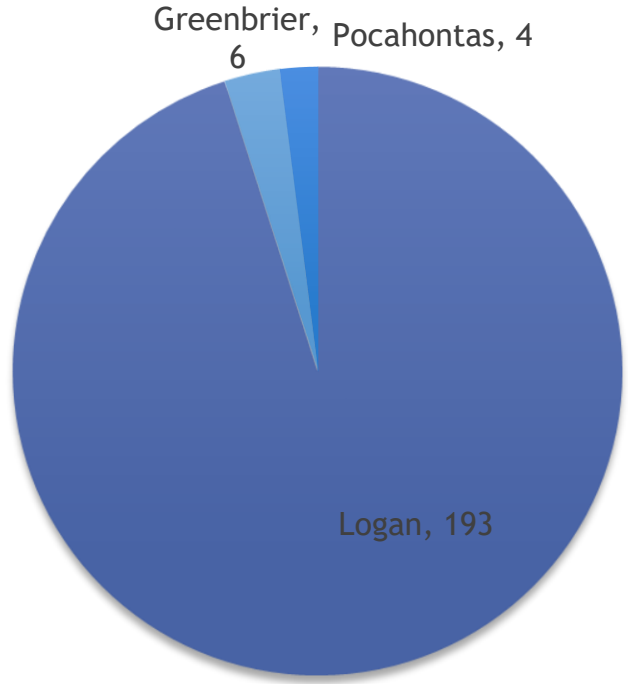
43,164 Meals Served

Emergency Services

- **517** Intakes/Assessments Conducted
- **504** Individuals Served
- **494** Avoided Utility Disconnection
- **10** Avoided Eviction/Rc'd Emergency Shelter
- **290** Hours of One-on-One Assistance
- **6** Group Financial Literacy Sessions
- **\$107,970.27** Paid in Utility Assistance

- **\$107,970.67** Total Funding
 - **\$3,033.46** CSBG
 - **\$2,949.21** CSBG CARES
 - **\$101,988.00** Dollar Energy
- **Counties Served**
 - Logan, Mingo

Emergency Repair & Replace Program



Number of Homes Receiving Services

3 Counties Served

203 Homes Serviced

\$1.8 Million
Total Funding
10/1/2021 - 09/30/2022

Head Start

\$1,916,312
Total Funding

\$26,440
Spent on T&TA

\$1,369,915
Received in Non-Federal Match
Funds

Policy Council

2021-2022

Carrie Ellis- Chairperson
Vacant- Vice Chairperson

2022-2023

Patricia Hensley- Chairperson
Regina McNeely - Vice
Chairperson

308 children served
as a result of the
Universal Pre-K
agreement

195 families served

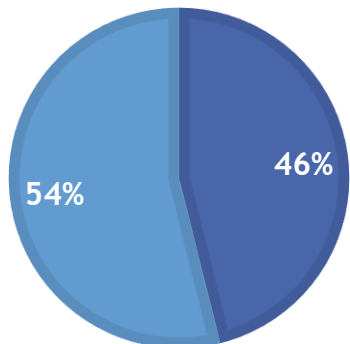
98 children
transitioned into
kindergarten

34 children up-to-
date on EPSDT at the
end of the year

57 children enrolled
with a diagnosed
disability

AGE

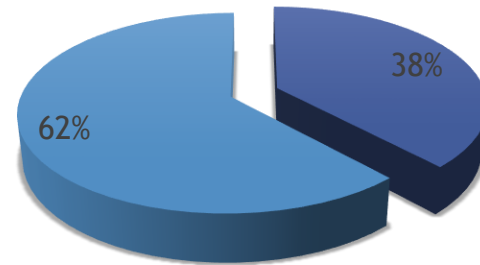
■ 3 y/o ■ 4 y/o



Services



Classrooms



■ Head Start
■ Board of Education Collaborative

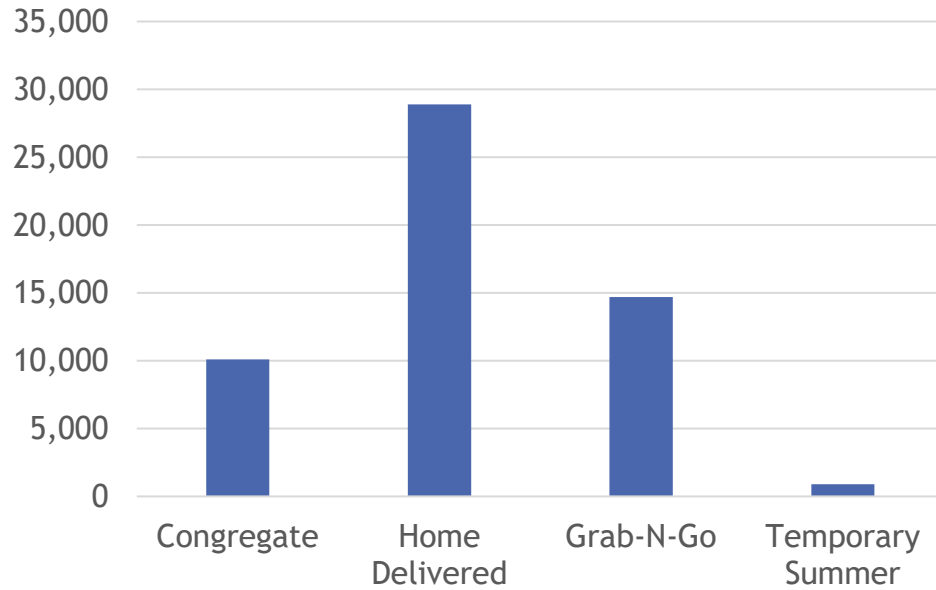


In-Home Services

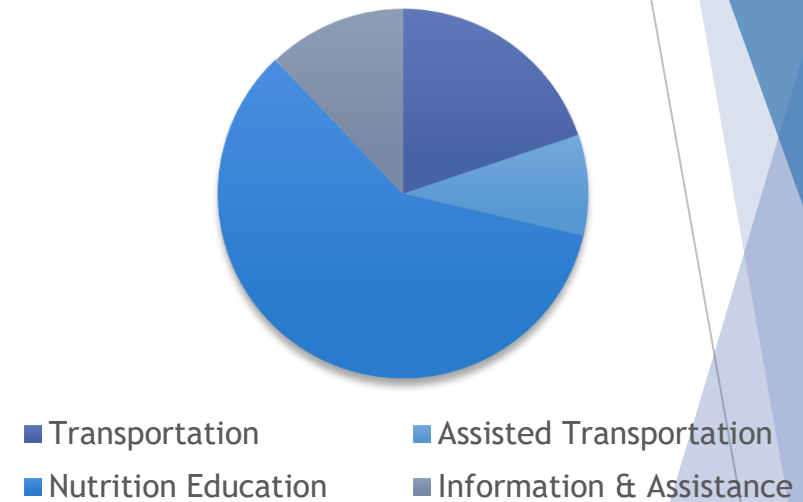
- ▶ **\$561,429** Total Funding
- ▶ **139** Total Clients
- ▶ **9** Counties Served
 - ▶ Boone
 - ▶ Clay
 - ▶ Logan
 - ▶ Lincoln
 - ▶ Kanawha
 - ▶ McDowell
 - ▶ Mingo
 - ▶ Putnam
 - ▶ Wyoming
- ▶ Case Management
 - ▶ **90** Clients
- ▶ FAIR Program
 - ▶ **3** Clients / **927** Service Hours
- ▶ Lighthouse Program
 - ▶ **22** Clients / **6,575.50** Service Hours
- ▶ Medicaid Personal Care
 - ▶ **18** Clients / **9,272.75** Service Hours
- ▶ Title 19 Medicaid Waiver
 - ▶ **9** Clients / **7,737.50** Service Hours

Senior Services

Meals Served



Services



Total Budget for ALL Senior Services
\$519,880

Counties Served
Logan

Clients Served
761

Title III-D Services Provided
95

Title III-E Clients/Hours Served
0

Supportive Services for Veteran Families

Total SSVF Program Funding:
\$181,151

Total SSVF CARES Program
Funding:
\$6,180

Counties Served:
Boone, Logan, Wyoming

Veterans Served:
32

Veterans Secured
Housing:
20

Veterans Prevented
from Homelessness:
12

Veterans Placed in
Emergency Lodging
Until Crisis Passed:
6

Total Paid in Rental
Assistance:
\$51,961.00

Total Paid in Utility
Assistance:
\$19,051.16

Total Spent on
Emergency Lodging:
\$9,028.89

Total Spent on
Housing Supplies:
\$4,067.88

Weatherization

2 Counties Served
Logan, McDowell

35 Homes Weatherized

\$572,631.64
Total Funding

Includes \$24,430 for Home Repair

\$2,158.02
Average
Savings for
Clients

\$20,285.64
Total Client
Savings on
Energy Bills



Management Team

Name	Position
Lisha Whitt	Chief Executive Officer
Brandi Browning	Community Services Director
Cindy Codispoti	Human Resources Director
Chanda Elkins	Head Start Director
Steve Gilman	Chief Operating Officer
Kathy Ooten	In-Home/Senior Services Director
Deena Toth	Compliance Director
Amy Walsh	Chief Financial Officer
Brenda York	Program Support Director



PRIDE Community Services, Inc.

699 East Stratton Street
PO BOX 1346
Logan, WV 25601
304-752-6868
www.loganpride.com